



Declaration Owner

Parterre Flooring Systems
3840 Hempland Road
Mountville, PA 17554
<http://parterreflooring.com> | 888.338.1029

Product

QuickTrack US Manufactured Loose Lay

Functional Unit

The functional unit is one square meter of floor covering provided and maintained for a period of 60 years.

EPD Number and Period of Validity

SCS-EPD-06544
EPD Valid November 23, 2020 through November 22, 2025
Version date: December 21, 2023



Product Category Rule

Product Category Rule (PCR) for preparing an Environmental Product Declaration (EPD) for Flooring: Carpet, Resilient, Laminate, Ceramic, Wood. NSF International. Version 2. 2014.

Program Operator

SCS Global Services
2000 Powell Street, Ste. 600, Emeryville, CA 94608
+1.510.452.8000 | www.SCSglobalServices.com



Declaration Owner:	Parterre Flooring
Address:	3840 Hempland Road P.O. Box 566 Mountville, PA 17554
Declaration Number:	SCS-EPD-06544
Declaration Validity Period:	November 23, 2020 through November 22, 2025
Version Date:	December 21, 2023
Program Operator:	SCS Global Services
Declaration URL Link:	https://www.scsglobalservices.com/certified-green-products-guide
LCA Practitioner:	Tess Garvey, SCS Global Services
LCA Software:	openLCA v1.7.4
Independent critical review of the LCA and data, according to ISO 14044 and ISO 14071	<input checked="" type="checkbox"/> internal <input type="checkbox"/> external
LCA Reviewer:	 Dr. Gerard Mansell, SCS Global Services
Product Category Rule:	Product Category Rule (PCR) for preparing an Environmental Product Declaration (EPD) for Flooring: Carpet, Resilient, Laminate, Ceramic, Wood. NSF International. Version 2. 2014.
PCR Review conducted by:	Jack Geibig, EcoForm. jgeibig@ecoform.com
Independent verification of the declaration and data, according to ISO 14025 and the PCR	<input type="checkbox"/> internal <input checked="" type="checkbox"/> external
EPD Verifier:	 Thomas Gloria, Ph.D., Industrial Ecology Consultants
Declaration Contents:	<p>PRODUCT SCOPE.....cover</p> <p>ABOUT PARTERRE2</p> <p>PRODUCT DESCRIPTION.....2</p> <p>PRODUCT APPLICATION.....2</p> <p>PRODUCT PERFORMANCE.....2</p> <p>MATERIAL CONTENT.....3</p> <p>PRODUCTION OF MAIN MATERIALS.....3</p> <p>PRODUCT CHARACTERISTICS.....4</p> <p>LIFE CYCLE ASSESSMENT.....4</p> <p>FUNCTIONAL UNIT.....4</p> <p>PRODUCT LIFE CYCLE FLOW DIAGRAM.....5</p> <p>LIFE CYCLE ASSESSMENT STAGES AND REPORTED INFORMATION.....6</p> <p>LIFE CYCLE INVENTORY.....7</p> <p>LIFE CYCLE IMPACT ASSESSMENT.....8</p> <p>SUPPORTING TECHNICAL INFORMATION.....10</p> <p>REFERENCES.....13</p>
<p>Disclaimers: This EPD conforms to ISO 14025, 14040, 14044, and ISO 21930:2007.</p> <p>Scope of Results Reported: The PCR requirements limit the scope of the LCA metrics such that the results exclude environmental and social performance benchmarks and thresholds, and exclude impacts from the depletion of natural resources, land use ecological impacts, ocean impacts related to greenhouse gas emissions, risks from hazardous wastes and impacts linked to hazardous chemical emissions.</p> <p>Accuracy of Results: Due to PCR constraints, this EPD provides estimations of potential impacts that are inherently limited in terms of accuracy.</p> <p>Comparability: The PCR this EPD was based on was not written to support comparative assertions. EPDs based on different PCRs, or different calculation models, may not be comparable. When attempting to compare EPDs or life cycle impacts of products from different companies, the user should be aware of the uncertainty in the final results, due to and not limited to, the practitioner's assumptions, the source of the data used in the study, and the specifics of the product modeled.</p>	

ABOUT PARTERRE

Our story begins with a vision for the perfect flooring—one that's strong and durable, yet beautifully designed. The result is a floor covering that reflects the incomparable beauty of nature, while offering durability to stand the test of time. Since 1991, Parterre has offered Luxury Vinyl Tile (LVT), plank and sheet flooring products with unsurpassed quality and performance. Our broad selection of flooring solutions authentically mirrors the look of granite, marble, limestone and wood, as well as metallic surfaces and other unique finishes.

In addition, Parterre LVT is indoor air quality certified, conforming to California Specification 1350, and offers a moisture barrier that prevents microbial growth. Products included in this EPD are also FloorScore® certified and may be eligible for LEED credits.

PRODUCT DESCRIPTION

A durable flooring solution for commercial interiors and multi-family settings, 5mm QuickTrack US Manufactured Loose Lay luxury vinyl is simple to install and maintain with a specialized backing for sound absorption and comfort, providing traction to stay in place freely after installation.

Luxury vinyl flooring in this EPD are manufactured in an ISO 9001 facility in Fostoria, Ohio. A product lifetime of 30 years is asserted by the manufacturer, which is used as the reference service life in this EPD. The representative nominal thickness for Parterre QuickTrack US Manufactured Loose Lay is 5 mm, but is also available in 4 mm.

PRODUCT APPLICATION

Luxury vinyl flooring in this EPD are used in various commercial and residential applications.

PRODUCT PERFORMANCE

Table 1. Product performance test results for the luxury vinyl products in this EPD.

Test Item	Test Method	Results
Overall thickness	ASTM F386	Nominal ± 0.005 in (± 0.127 mm)
Wear-layer thickness	ASTM F410	0.020 in (0.5mm) minimum For Commercial use
Dimension	ASTM F2055	± 0.016 in. per linear foot (± 0.406 mm per linear meter)
Squareness	ASTM F2055	Maximum 0.010 in. (0.25mm)
Residual indentation	ASTM F1914	Average less than 8%
Flexibility	ASTM F137	1-in (25.4mm) mandrel No crack, No damage
Dimensional stability	ASTM F2199	0.020 in /ln-ft maximum
Curling after exposure to heat	EN ISO 23999	± 2 mm* (+0.5mm / - 1mm)
Chemical resistance	ASTM F925	No more than a slight change in surface dulling, surface attack, or staining
Resistance to light	ASTM F1515	$\Delta E < 8$ ave MAX
Resistance to heat	ASTM F1514	$\Delta E < 8$ ave MAX
Fire resistance	ASTM E648	Class 1 (0.45 w/Cm ² or more)
Smoke density	ASTM E662	450 or less
Static load limit	ASTM F970	0.005 in or less (0.127mm or less)
Indoor air quality	CDPH v1.1 (2017)	Low VOC, Floorscore® Certified

MATERIAL CONTENT

The material content of Parterre QuickTrack US Manufactured Loose Lay flooring, including the material origin and its availability, is provided below. The percent of each material component is presented as a range, which varies depending on its thickness. The range shown is therefore representative of the product line, which is available in several thicknesses. The results in this EPD are based on a representative thickness, described in the product description and product characteristics sections, and is therefore based on a specific material content corresponding to that thickness.

Table 2. *Origin and availability of material content for QuickTrack US Manufactured Loose Lay.*

Component	Materials	Percent of Total (%)	Availability			Origin of Raw Materials
			Renewable	Non-renewable	Recycled (% pre-/post-consumer)	
Filler	Calcium carbonate, magnesium carbonate, silicon dioxide	40-45%	-	Mineral, abundant	0%/0%	Global
Binder	Polyvinyl chloride	32-37%	-	Fossil, limited	0%/0%	Global
Plasticizer	1,4-Benzenedicarboxylic acid, Bis(2-ethylhexyl) ester	15-18%	-	Fossil, limited	0%/0%	Global
Fiberglass	Fiberglass, continuous filament; pulp, cellulose	2.0-4.0%	Biogenic	Mineral, abundant	0%/0%	Global
Stabilizer	Confidential	2.0-4.0%	-	Fossil, limited	0%/0%	Global
Print Layer Film	Polyvinyl chloride, ink	0.50-1.5%	-	Fossil, limited; Mineral, abundant	0%/0%	Global
UV Coating & Additive	Confidential	0.50-1.5%	-	Fossil, limited	0%/0%	Global
Pigment	Carbon black, polyvinyl chloride, bis(2-ethylhexyl) ester, calcium carbonate	0.10-0.30%	-	Fossil, limited; Mineral, abundant	0%/0%	Global
TOTAL	-	100%	-	-	0%/0%	-

In conformance with the PCR, product materials were reviewed for the presence of any hazardous chemicals. A review of Material Data Safety Sheets (MSDS) provided by the manufacturer reveals the presence of the following regulated chemicals in one or more of the products (this does not indicate that the threshold for reportable quantities is exceeded):

- Calcium carbonate (CAS# 471-34-1)
- Fiber Glass Continuous Filament (CAS# 65997-17-3)

PRODUCTION OF MAIN MATERIALS

Calcium Carbonate: An abundant mineral found worldwide and a common substance found in rocks. It can be ground into varying particle sizes.

Plasticizer: Plasticizers are used to make vinyl soft and flexible. The plasticizers used in the product declared in this EPD include 1,4-Benzenedicarboxylic acid and Bis(2-ethylhexyl) ester.

Polyvinyl Chloride (PVC): Derived from fossil fuel and salt. Petroleum or natural gas is processed to make ethylene, and salt is subjected to electrolysis to separate out the natural element chlorine. Ethylene and chlorine are combined to produce ethylene dichloride, which is further processed into vinyl chloride monomer (VCM) gas. Finally, in polymerization the VCM molecule forms chains, converting the gas into fine, white powder—vinyl resin.

Stabilizers: Stabilizers are used to prevent the decomposition which occurs as PVC is heated to soften during the extrusion or molding process. Stabilizers also provide enhanced resistance to daylight, weathering and heat aging and have an important influence on the physical properties of PVC.

Fiberglass: Fiberglass is a fiber-reinforced plastic using glass fibers.

PRODUCT CHARACTERISTICS

The representative nominal thickness for QuickTrack US Manufactured Loose Lay is 5mm but is also available in 4mm.

Table 3. Product characteristics for QuickTrack US Manufactured Loose Lay (5.0mm).

Characteristic		Nominal Value	Unit	Maximum Value	Minimum Value
Product thickness		5.00	mm	5.15	4.85
		(0.197)	(in)	(0.203)	(0.191)
Wear layer thickness		0.20	mm	0.90	0.18
		(0.0079)	(in)	(0.035)	(0.0071)
Product Weight		8.23	kg/m ²	9.23	7.40
		(27.0)	(oz/ft ²)	(30.2)	(24.3)
VOC emissions test method		FloorScore®		-	
Sustainable Certifications		FloorScore®		-	
Product form	Tiles	Width	mm	916.22	152.20
		Length	mm	1,507.01	456.59

LIFE CYCLE ASSESSMENT

A cradle to grave life cycle assessment (LCA) was completed for this product group in accordance with ISO 14040, ISO 14044, ISO 21930, and Product Category Rule for Environmental Product Declarations for Flooring: Carpet, Resilient, Laminate, Ceramic, Wood (Version 2).

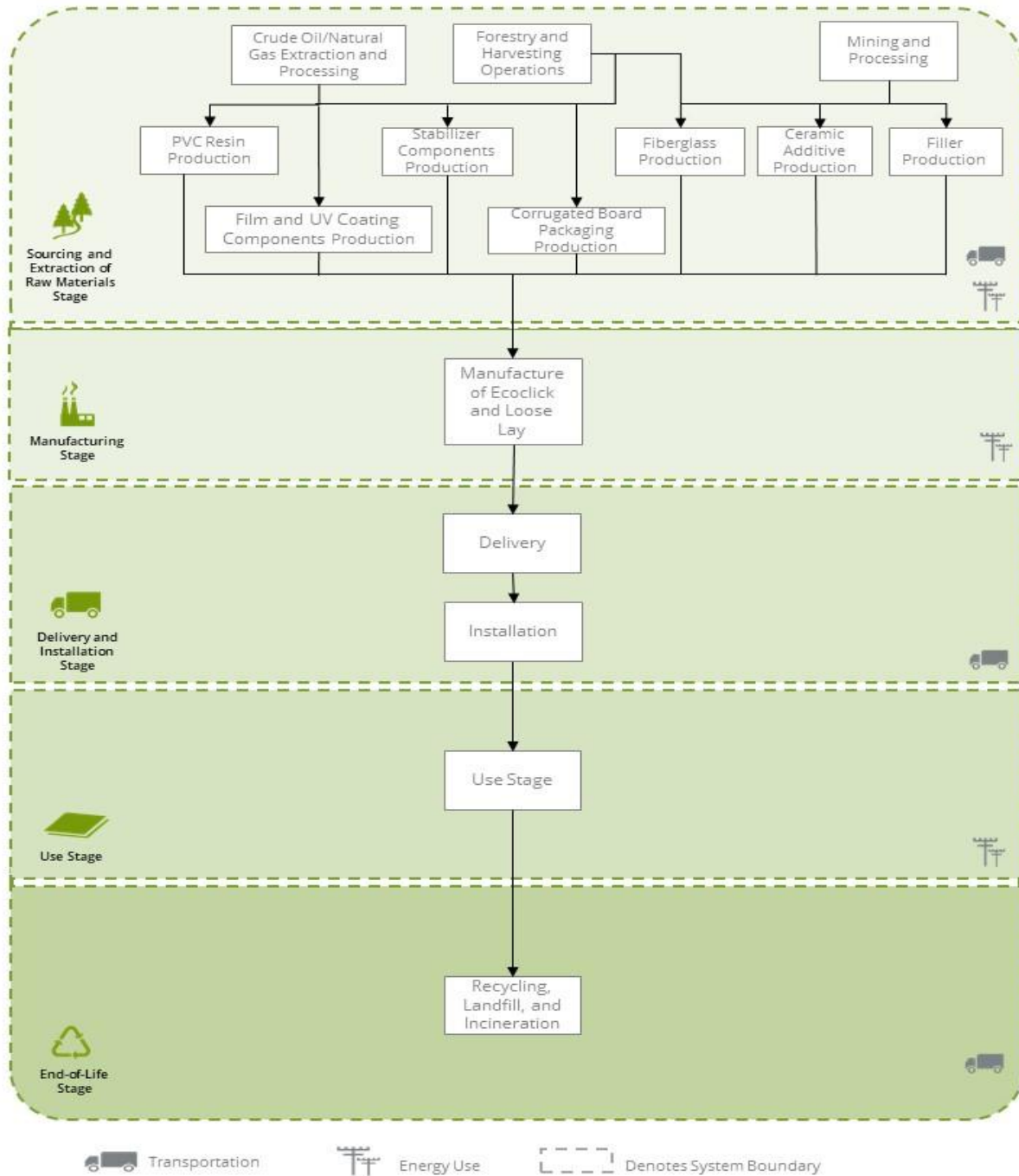


FUNCTIONAL UNIT

The functional unit is, according to the PCR, the total impact for the expected life of the building (60 years). But the service life is dependent on the product lifetime, which is 30 years in this case. The PCR consequently requires separate reporting of LCA results A) for 1 m² of floor covering - extraction/processing, manufacturing, delivery and installation and end of life, B) the average 1- year use stage, and C) for the 60-year life of the building as combined using A) and B), calculated from the reference service life (RSL) of the product.

PRODUCT LIFE CYCLE FLOW DIAGRAM

The diagram below is a representation of the most significant contributions to the life cycle of the QuickTrack US Manufactured Loose Lay luxury vinyl flooring. This includes resource extraction and processing, product manufacture, use and maintenance, and end-of-life.



LIFE CYCLE ASSESSMENT STAGES AND REPORTED INFORMATION

Sourcing/Extraction Stage (raw material acquisition)

This stage includes extraction and processing of raw materials used for packaging and the manufacturing of luxury vinyl flooring, including delivery of these material components to the production site.

Manufacturing Stage

This stage includes all the relevant manufacturing processes and flows, including the impacts from energy use, emissions, and wastes at the facility. Production of capital goods, infrastructure, manufacturing equipment, and personnel-related activities are excluded.

Delivery and Installation Stage

Delivery

This stage includes the delivery of the flooring product to the point of installation. Modeling used in the life cycle assessment assumed an estimated distribution distance to point of sale of 1,600 kilometers (994 miles) via diesel truck, representing transport from the manufacturing facility in Fostoria, Ohio to various locations across the United States.

Installation

The manufacturer provides recommended installation guidance on the web: <https://parterreflooring.com/faqs/installation/>

Waste

Waste generated during product installation can be disposed of in a landfill, incinerated, or recycled.

Packaging

Table 4. Origin and availability of material content for packaging of QuickTrack US Manufactured Loose Lay.

Packaging Materials							
Component	Materials	Amount (kg/m ²)	Percent of Total (%)	Availability			Origin of Raw Materials
				Renewable	Non-renewable	Recycled (% pre-/post-consumer)	
Box	Corrugated board	0.270	100%	Biogenic	Fossil, limited	0%/0%	Global
TOTAL	-	0.270	100%	-	-	0%/0%	-

Use Stage

Cleaning and maintenance

Table 5 Cleaning and maintenance for luxury vinyl flooring products in this EPD.

Cleaning Process	Cleaning Frequency / Traffic Level			Method
	Light	Moderate	Heavy	
Daily Maintenance*	208 days/year	156 days/year	0 days/year	Sweep and mopping (3 oz neutral cleaner/gal water or 23 mL neutral cleaner/ L water)
Routine Cleaning	52 days/year	104 days/year	260 days/year	Sweep and clean with auto scrubber (3 oz neutral cleaner/gal water or 23 mL neutral cleaner/ L water)

*Based on working days per year minus the days for routine cleaning.

End-of-Life Stage

Recycling, reuse, or repurpose

Data for the estimation of recycling rates for the product and packaging are based on data prepared by the US Environmental Protection Agency's Municipal Solid Waste Report. These data provide 2014 statistics on US disposal, including recycling rates.

Table 6. Recycling rates for product packaging based on 2014 US EPA Municipal Solid Waste statistics.

Material	Packaging
Paper and paperboard	75.4%

Disposal

For disposal of product materials, it is assumed that 20% are incinerated and 80% go to a landfill, based on the US EPA data. Transportation of waste materials at end of life assumes a 32 kilometer (20 mile) average distance to disposal, consistent with assumptions used in the US EPA WARM model.

LIFE CYCLE INVENTORY

In accordance with ISO 21930:2007, the following aggregated inventory flows are included in the LCA, in addition to the LCIA and inventory flow requirements specified by the PCR:

- Use of renewable material resources
- Use of non-renewable material resources
- Consumption of freshwater
- Hazardous Waste
- Non-hazardous Waste

All results are calculated using the openLCA v1.7.4 model using primary and secondary inventory data. Classification for the use of material resources is based on a review of materials in the foreground system.

Table 7. Aggregated inventory flows, shown in kg per 1 m² of QuickTrack US Manufactured Loose Lay (5.0 mm) maintained for 60 years.

Parameter	Units	Sourcing and Extraction	Manufacturing	Delivery and Installation	Use	End of Life	Total
Total Primary Energy Consumption							
Non-renewable energy resources	MJ	580	110	65	282	6.1	1,000
Renewable primary energy	MJ	17	2.4	0.86	74	0.28	95
Material Resources Consumption							
Non-renewable material resources	kg	16	0.0	Neg	1.0	Neg	17
Renewable material resources	kg	0.56	0.0	Neg	Neg	Neg	0.56
Freshwater	m ³	4.2	0.55	4.2x10 ⁻²	4.5	1.9x10 ⁻²	9.3
Waste Generated							
Hazardous waste	kg	1.8x10 ⁻⁴	1.8x10 ⁻⁴	4.2x10 ⁻⁵	4.9x10 ⁻⁴	1.8x10 ⁻⁵	9.1x10 ⁻⁴
Non-hazardous waste	kg	3.1	1.9	3.4	2.4	30	41

Neg = Negligible

LIFE CYCLE IMPACT ASSESSMENT

The impact assessment for the EPD is conducted in accordance with requirements of the PCR. Impact category indicators are estimated using the CML-IA (Table 8 through Table 10) and TRACI 2.1 (Table through

Table) characterization methods. Aggregated inventory flows for energy use are also calculated. The LCIA and inventory flow results are calculated using openLCA v1.7.4 software and declared in this EPD in the following ways:

- **Table 8 and 11:** The potential impacts for 1 m² of floor covering for each of the following life cycle stages: sourcing/extraction, manufacturing, delivery and installation, and end of life. The impacts are not normalized to the 60-year reference service life of the building.
- **Table 9 and 12:** The impacts for the use stage for 1 m² of floor covering for an average one-year use.
- **Table 10 and 13:** The total impacts of all life cycle stages based on the estimated replacement schedule for 1 m² of floor covering over a 60-year reference service life of a building.

Table 8. Cradle to install and end of life LCIA results for 1 m² of QuickTrack US Manufactured Loose Lay (5.0 mm). Results are calculated using CML-IA.

Impact Category	Units	Sourcing and Extraction	Manufacturing	Delivery and Installation	End of Life	Total
Abiotic Depletion Potential (Elements)	kg Sb eq	1.5x10 ⁻⁵ 65%	6.5x10 ⁻⁷ 2.9%	6.8x10 ⁻⁶ 30%	3.4x10 ⁻⁷ 1.5%	2.2x10 ⁻⁵ 100%
Abiotic Depletion Potential (Fossil Fuels)	MJ	340 82%	39 9.3%	34 8.1%	3.3 0.79%	420 100%
Global Warming Potential	kg CO ₂ eq	16 58%	4.4 16%	2.3 8.3%	5.1 18%	28 100%
Ozone Depletion Potential	kg CFC-11 eq	8.3x10 ⁻⁷ 54%	2.6x10 ⁻⁷ 17%	4.1x10 ⁻⁷ 27%	3.3x10 ⁻⁸ 2.2%	1.5x10 ⁻⁶ 100%
Photochemical Oxidant Formation Potential	kg C ₂ H ₄ eq	4.5x10 ⁻³ 69%	6.9x10 ⁻⁴ 11%	3.8x10 ⁻⁴ 5.9%	9.1x10 ⁻⁴ 14%	6.5x10 ⁻³ 100%
Acidification Potential	kg SO ₂ eq	5.6x10 ⁻² 68%	1.5x10 ⁻² 19%	8.9x10 ⁻³ 11%	1.5x10 ⁻³ 1.9%	8.2x10 ⁻² 100%
Eutrophication Potential	kg PO ₄ ³⁻ eq	1.3x10 ⁻² 33%	7.5x10 ⁻³ 19%	2.2x10 ⁻³ 5.4%	1.7x10 ⁻² 43%	4.0x10 ⁻² 100%
Primary Energy, Non-Renewable	MJ	290 76%	54 14%	32 8.5%	3.1 0.80%	380 100%
Primary Energy, Renewable	MJ	8.7 83%	1.2 11%	0.43 4.1%	0.14 1.3%	10 100%

Table 9. Average 1-year use stage impacts for 1 m² for QuickTrack US Manufactured Loose Lay. Results are calculated using CML-IA.

Impact Category	Units	Average 1-year Use and Maintenance Impacts
Abiotic Depletion Potential (Elements)	kg Sb eq	2.6x10 ⁻⁶
Abiotic Depletion Potential (Fossil Fuels)	MJ	5.6
Global Warming Potential	kg CO ₂ eq	0.32
Ozone Depletion Potential	kg CFC-11 eq	6.3x10 ⁻⁸
Photochemical Oxidant Formation Potential	kg C ₂ H ₄ eq	1.2x10 ⁻⁴
Acidification Potential	kg SO ₂ eq	2.2x10 ⁻³
Eutrophication Potential	kg PO ₄ ³⁻ eq	1.1x10 ⁻³
Primary Energy, Non-Renewable	MJ	4.7

Primary Energy, Renewable	MJ	1.2
---------------------------	----	-----

Table 10. Cradle to grave impacts over 60-year building service life for 1 m² of QuickTrack US Manufactured Loose Lay (5.0 mm). Results are calculated using CML-IA.

Impact Category	Units	Sourcing and Extraction	Manufacturing	Delivery and Installation	Use	End of Life	Total
Abiotic Depletion Potential (Elements)	kg Sb eq	2.9x10 ⁻⁵ 19%	1.3x10 ⁻⁶ 0.83%	1.4x10 ⁻⁵ 8.6%	1.1x10 ⁻⁴ 72%	6.8x10 ⁻⁷ 0.43%	1.6x10 ⁻⁴ 100%
Abiotic Depletion Potential (Fossil Fuels)	MJ	680 59%	78 6.7%	68 0.57%	330 28%	6.6 0.57%	1,200 100%
Global Warming Potential	kg CO ₂ eq	32 40%	8.7 11%	4.6 5.7%	25 31%	10 13%	80 100%
Ozone Depletion Potential	kg CFC-11 eq	1.7x10 ⁻⁶ 24%	5.2x10 ⁻⁷ 7.7%	8.2x10 ⁻⁷ 12%	3.8x10 ⁻⁶ 55%	6.7x10 ⁻⁸ 0.98%	6.8x10 ⁻⁶ 100%
Photochemical Oxidant Formation Potential	kg C ₂ H ₄ eq	9.0x10 ⁻³ 45%	1.4x10 ⁻³ 7.0%	7.6x10 ⁻⁴ 3.9%	6.8x10 ⁻³ 34%	1.8x10 ⁻³ 9.2%	2.0x10 ⁻² 100%
Acidification Potential	kg SO ₂ eq	0.11 38%	3.1x10 ⁻² 10%	1.8x10 ⁻² 6.0%	0.13 45%	3.1x10 ⁻³ 1.1%	0.30 100%
Eutrophication Potential	kg PO ₄ ³⁻ eq	2.7x10 ⁻² 20%	1.5x10 ⁻² 11%	4.3x10 ⁻³ 3.3%	5.0x10 ⁻² 38%	3.5x10 ⁻² 27%	0.13 100%
Primary Energy, Non-Renewable	MJ	580 56%	110 10%	65 6.2%	280 27%	6.1 0.59%	1,000 100%
Primary Energy, Renewable	MJ	17 18%	2.4 2.5%	0.86 0.90%	74 78%	0.28 0.30%	95 100%

Table 11. Cradle to install and end of life LCIA results for 1 m² for QuickTrack US Manufactured Loose Lay flooring products in this EPD. Results are calculated using TRACI 2.1.

Impact Category	Units	Value
Ozone depletion	kg CFC-11 eq	2.0x10 ⁻⁶
Global warming	kg CO ₂ eq	27
Smog	kg O ₃ eq	1.2
Acidification	kg SO ₂ eq	8.5x10 ⁻²
Eutrophication	kg N eq	8.8x10 ⁻²
Fossil fuel depletion	MJ surplus	54

Table 12. Average 1-year use stage impacts for 1 m² for QuickTrack US Manufactured Loose Lay. Results are calculated using TRACI 2.1.

Impact Category	Units	Average 1-year Use and Maintenance Impacts
Ozone depletion	kg CFC-11 eq	6.9x10 ⁻⁸
Global warming	kg CO ₂ eq	0.40
Smog	kg O ₃ eq	2.1x10 ⁻²
Acidification	kg SO ₂ eq	2.2x10 ⁻³
Eutrophication	kg N eq	1.7x10 ⁻³
Fossil fuel depletion	MJ surplus	0.56

Table 13. Cradle to grave impacts over 60-year building service life for 1 m² QuickTrack US Manufactured Loose Lay. Results are calculated using TRACI 2.1.

Impact Category	Units	Value
Ozone depletion	kg CFC-11 eq	8.2x10 ⁻⁶
Global warming	kg CO ₂ eq	77
Smog	kg O ₃ eq	3.7
Acidification	kg SO ₂ eq	0.30
Eutrophication	kg N eq	0.28
Fossil fuel depletion	MJ surplus	140

SUPPORTING TECHNICAL INFORMATION

Allocation

For the raw material supply and all secondary datasets used for this LCA study, processes were modelled using the cut-off system model of Ecoinvent v3.4 database.

For the transport stage, impacts were allocated based on the mass of the material and distance transported to each facility.

This study follows the allocation guidelines of ISO-14044 and allocation rules specified in the PCR and sought to minimize the use of allocation wherever possible. For the manufacturing stage, mass allocation was deemed the most accurate and reproducible way of calculating resource use, emissions, and wastes. Primary data for resource use (e.g., electricity, natural gas, water, etc.), waste, and emissions released at the facility were allocated to the product on a mass-basis as a fraction of total annual production.

Cut-off criteria

According to the PCR, processes contributing greater than 1% of the total environmental impact indicator for each impact must be included in the inventory. In the present study, except as noted, all known materials and processes were included in the life cycle inventory.

Data Sources

Unit processes are developed with openLCA v1.7.4 software, drawing upon data from multiple sources. Primary data were provided by Parterre for the manufacturing processes. The primary sources of secondary LCI data are from Ecoinvent, Overcash, and PlasticsEurope Eco-profiles.

Table 14. Data sources used for the LCA study.

Flow	Dataset	Data Source(s)	Publication Date
Product Materials			
PVC resin	Polyvinylchloride, emulsion polymerised {RoW} polyvinylchloride production, emulsion polymerisation Alloc Rec, U	Ecoinvent	2017
Plasticizer	2-ethylhexyl phthalate (DEHP) {GLO} market for Alloc Rec U	Ecoinvent; Overcash	2017; 2004
Stabilizer	chemical production, organic chemical, organic Cutoff, U - GLO	Ecoinvent	2017
Pigment	Carbon black {GLO} production Alloc Rec, U	Ecoinvent	2017
Filler	Limestone, crushed, for mill {GLO} market for Alloc Rec, U	Ecoinvent	2017
Print Layer Film	polyvinylchloride production, emulsion polymerisation polyvinylchloride, emulsion polymerised Cutoff, U - RoW	Ecoinvent	2017
Binder	polyvinylchloride production, emulsion polymerisation polyvinylchloride, emulsion polymerised Cutoff, U - RoW	MSDS; Ecoinvent	2017
UV Coating	Polyurethane {RoW} production Alloc Rec U	SCS; Ecoinvent	2017
Additive	silica sand production silica sand Cutoff, U - RoW	Ecoinvent	2017
Fiberglass	market for glass fibre reinforced plastic, polyester resin, hand lay-up glass fibre reinforced plastic, polyester resin, hand lay-up Cutoff, U - GLO; market for kraft paper, unbleached kraft paper, unbleached Cutoff, U - GLO	Ecoinvent	2017
Installation			
Adhesive	Acrylic binder, without water, in 34% solution state {GLO} market for Alloc Rec, U	Ecoinvent	2017
Maintenance			
Cleaner	Chemical, organic {GLO} market for Alloc Rec, U; Citric acid {GLO} market for Alloc Rec, U; Sodium hydroxide, without water, in 50% solution state {GLO} market for Alloc Rec, U; Sodium sulfite {GLO} market for Alloc Rec, U; Water, deionised, from tap water, at user {GLO} market for Alloc Rec, U	MSDS; Ecoinvent	2017
Electricity	market group for electricity, low voltage electricity, low voltage Cutoff, U - US	Ecoinvent	2017
Water	Tap water {RoW} market for Alloc Rec, U	Ecoinvent	2017
Manufacturing			
Electricity	Electricity, medium voltage, at grid/RFCW 2016 U	eGRID; Ecoinvent	2018; 2017
Propane	market for propane, burned in building machine propane, burned in building machine Cutoff, U - GLO	Ecoinvent	2017
Packaging			
Cardboard box	Corrugated board box {RoW} production Alloc Rec, U	Ecoinvent	2017
Transportation			
Truck	Transport, freight, lorry 16-32 metric ton, EURO4 {GLO} market for Alloc Rec, U	Ecoinvent	2017
Truck (disposal)	Transport, freight, lorry 16-32 metric ton, EURO4 {GLO} market for Alloc Rec, U	Ecoinvent	2017
Ship	Transport, freight, sea, transoceanic ship {GLO} market for Alloc Rec, U	Ecoinvent	2017

Data Quality

Data Quality Parameter	Data Quality Discussion
Time-Related Coverage Age of data and the minimum length of time over which data is collected	The most recent available data are used, based on other considerations such as data quality and similarity to the actual operations. Typically, these data are less than 10 years old. All the primary data used represented an average of one year's worth of data collection. Manufacturer-supplied data are based on calendar year 2017.
Geographical Coverage Geographical area from which data for unit processes is collected to satisfy the goal of the study	The data used in the analysis provide the best possible representation available with current data. Actual processes for upstream operations are primarily in the Republic of Korea and the United States, while downstream processes are primarily in the United States. Representative data used in the assessment are representative of US, Global, or "Rest-of-World" (average for all countries in the world with uncertainty adjusted). Datasets chosen are considered sufficiently similar to actual processes.
Technology Coverage Specific technology or technology mix	For the most part, data are representative of the actual technologies used for processing, transportation, and manufacturing operations. Representative datasets, specific to the type of material or as a proxy, are used to represent the actual processes where primary data were not available.
Precision Measure of the variability of the data values for each data expressed (e.g. variance)	Precision of results are not quantified due to a lack of data. Manufacturer data, and representative data used for upstream processes were typically averaged for one or more years and over multiple operations, which is expected to reduce the variability of results.
Completeness Percentage of flow that is measured or estimated	The LCA model included all known mass and energy flows for production of luxury vinyl flooring. In some instances, surrogate datasets used to represent upstream processes may be missing some data which is propagated in the model. Missing data represent less than 5% of the mass or energy flows.
Representativeness Qualitative assessment of the degree to which the data set reflects the true population of interest (i.e. geographical coverage, time period and technology coverage)	Data used in the assessment represent typical or average processes as currently reported from multiple data sources and are therefore generally representative of the range of actual processes and technologies for production of these materials. Considerable deviation may exist among actual processes on a site-specific basis; however, such a determination would require detailed data collection throughout the supply chain back to resource extraction.
Consistency Qualitative assessment of whether the study methodology is applied uniformly to the various components of the analysis	The consistency of the assessment is considered to be high. Data sources of similar quality and age are used; with a bias towards Ecoinvent data where available. Different portions of the product life cycle are equally considered.
Reproducibility Qualitative assessment of the extent to which information about the methodology and data values would allow an independent practitioner to reproduce the results reported in the study	Based on the description of data and assumptions used, this assessment would be reproducible by other practitioners. All assumptions, models, and data sources are documented.
Sources of the Data Description of all primary and secondary data sources	Data representing energy use at the manufacturing facility represent an annual average and are considered of good quality due to the length of time over which these data are collected, as compared to a snapshot that may not accurately reflect fluctuations in production. A mass and energy balance check were completed during the data collection period. For secondary LCI datasets, Ecoinvent, Overcash, and PlasticsEurope Eco-profiles databases are used, with a bias towards Ecoinvent data.
Uncertainty of the Information Uncertainty related to data, models, and assumptions	Uncertainty related to materials in the luxury vinyl flooring is low, while uncertainty related to the type of packaging materials used is relatively high. Primary data for upstream processes were not available; as such, the study relied upon use of existing representative datasets for these cases. These representative datasets contained relatively recent data (~10 years, or more recent), but in some instances lacked perfect geographical and technological representativeness. Uncertainty related to the impact assessment methods used in the study are relatively high since they lack characterization of thresholds or tipping points.

ADDITIONAL ENVIRONMENTAL INFORMATION

QuickTrack US Manufactured Loose Lay flooring and its adhesives emit minimal levels of volatile organic compounds (VOCs), which are dissipated quickly through normal ventilation. Parterre flooring's moisture barrier ensures that spills do not penetrate the surface and cause microbial growth. In addition, Parterre LVT is indoor air quality certified and conforms to California Specification 1350. Products included in this EPD are also FloorScore® certified and may be eligible for LEED credits. Additional information about the products can be found on their Technical Resources (www.parterreflooring.com) page.



REFERENCES

1. ISO 14025: 2006 Environmental labels and declarations – Type III environmental declarations – Principles and Procedures
2. ISO 14040: 2006 Environmental Management – Life cycle assessment – Principles and framework
3. ISO 14044: 2006 Environmental Management – Life cycle assessment – Requirements and Guidelines
4. Oers, L. van (2015). CML-IA database, characterisation and normalisation factors for midpoint impact category indicators. Center of Environmental Science of Leiden University. CML-IA. <http://cml.leiden.edu/software/data-cmlia.html>
5. Overcash, M. LCI gate-to-gate database, Department of Chemical and Biomolecular Engineering, NCSU, Raleigh, NC, 1998-2004.
6. PlasticsEurope Eco-profiles. <http://www.plasticseurope.org/en/resources/eco-profiles>
7. Product Category Rule (PCR) for preparing an Environmental Product Declaration (EPD) for Flooring: Carpet, Resilient, Laminate, Ceramic, Wood. NSF International. Version 2. 2014.
8. SCS Global Services. Life Cycle Assessment of Luxury Vinyl Flooring: Appendix H. October 2020. Prepared for Parterre Flooring.
9. SCS Type III Environmental Declaration Program: Program Operator Manual v10.0. April 2019. SCS Global Services
10. US EPA. Advancing Sustainable Materials Management: 2014 Fact Sheet. Assessing Trends in Material Generation, Recycling, and Disposal in the United States. November 2015.
11. US EPA. WARM Model Transportation Research - Draft. Memorandum from ICF Consulting to United States Environmental Protection Agency. September 7, 2004.
<http://epa.gov/epawaste/consERVE/tools/warm/SWMGHGreport.html#background>.
12. Wernet, G., Bauer, C., Steubing, B., Reinhard, J., Moreno-Ruiz, E., and Weidema, B., 2016. The ecoinvent database version 3 (part I): overview and methodology. *The International Journal of Life Cycle Assessment*, [online] 21(9), pp.1218–1230. Available at: <http://link.springer.com/10.1007/s11367-016-1087-8>

PARTERRE

For more information, contact:

Parterre Flooring Systems

3840 Hempland Road

Mountville, PA 17554

<http://parterreflooring.com> | 978-203-5400



SCS Global Services

2000 Powell Street, Ste. 600, Emeryville, CA 94608 USA

Main +1.50.452.8000 | fax +1.510.452.8001